

RM Series Modular Online UPS 25-600kVA (380V/400V/415V)



The RM series modular UPS provides the most compact footprint of less than 2m² with maximum capacity of 900kVA. With best reliability and high performance, it has been leading the domestic market for years.

RM series is considered to be the best power protection solution for large data centers, as well as for sensitive electronics.

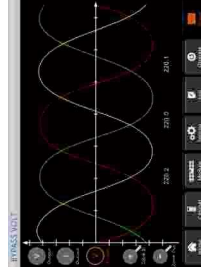
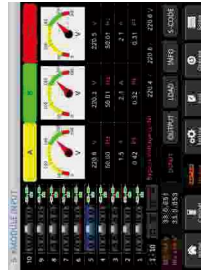
Independent LCD for Each Power Module

Each power module has an independent LCD, gives users' direct overview of status data and alarms in real time.



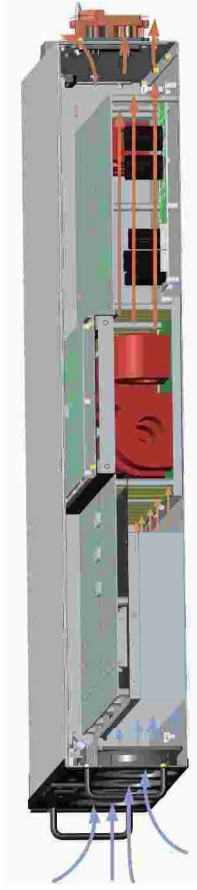
Friendly Interface

Provide graphical and text based information of alarms, status data, instructions that users can have more friendly and safer operation.



Isolated Air Flow

The dedicated and redundant hot-swappable power modules take the most unique structure design. In this design, the PCB boards and heat-sinkers are in two completely different layers, which allows the UPS run in dusty environments, significantly improving its stability and environmental adaptability.

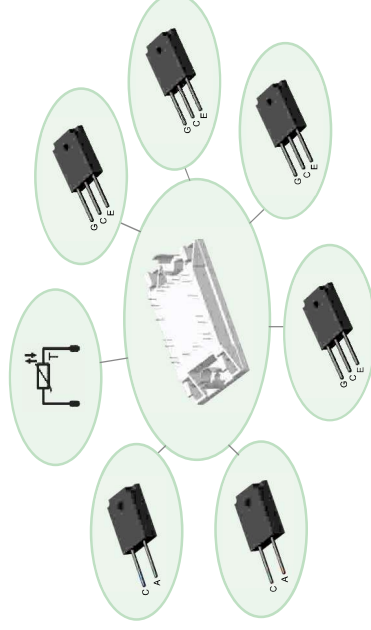


- Cooling air flows in the lower layer, keeping the upper PCB free of dust
- One air flow channel ensures fans redundancy, even one fan fails, power module can run normally

Unique Design for High Reliability


Instead of discrete IGBT and SCR components, RM series UPS uses modular IGBT and SCR in Rectifier and Inverter, bringing in extremely high reliability.

- All components in one module, less fault points, higher reliability
- All components integrated as one modular design, smaller disparity
- Less space needed, UPS with compact design and higher power density
- Integrated inner thermal sensors display IGBT inner temperature directly



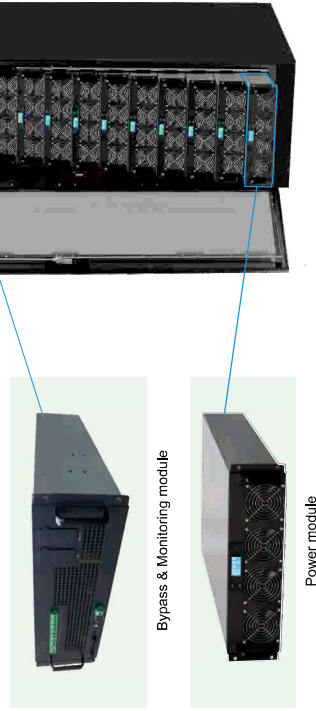
High Density, Modular, Scalable

- High power density, footprint for 300kVA is 0.66m², power density 409kW/m², saving valuable data center space
- Scalable from 30kVA to 900kVA, max 30 power modules in parallel



Three units in parallel

- Inherently N+X redundant
- Hot swappable power module and bypass & monitoring module
- Additional charging module, extra charging current 50A×N for long time back up application



Bypass & Monitoring module

Power module

Comprehensive Monitoring Management

In each power module, information of critical components is monitored and displayed in real time, giving customers a view of inner status of the system and providing reminder information for maintenance.

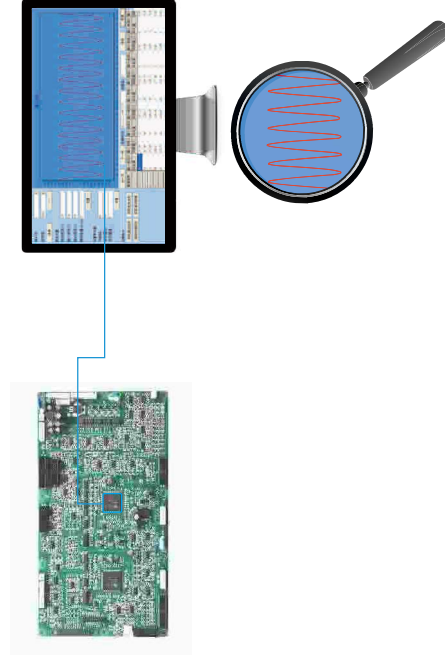
- Maintenance reminder, running time of capacitors and fans displayed and recorded
- Comprehensive temperature monitoring for thermal abnormal detection
- Intelligent battery charger for long battery life



Critical Waveform Recording

UPS can record and save the data of the main parameters automatically when faults happen for further analysis.

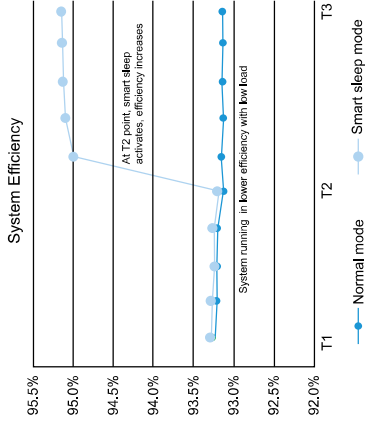
- Can record data information and present as waveform for further analysis
- Can easily spot the causes of the failures, avoid future similar faults



Smart Sleep

Smart Sleep function can intelligently make some power modules go to sleep when load is relatively low, improving the efficiency of the remaining power modules and saving customers on power and cooling costs.

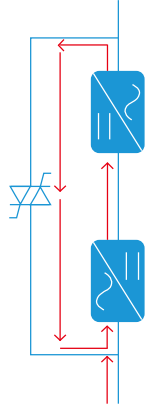
- Improving efficiency, reducing power and cooling costs
- Easy setting with just two steps. Customers can select sleep mode and rotation period
- Power modules working in rotation, prolonging the life time



Self-aging

Self-aging is an advanced function applied in all three phase UPS. Self-aging function can test UPS under different load situation without real load, saving more than 90% of energy.

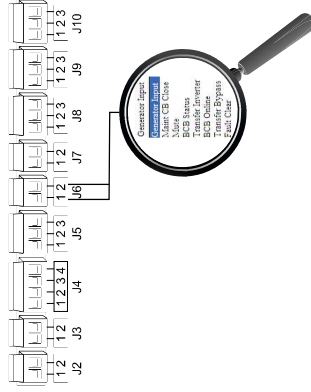
- Simulate different load conditions without connecting to any real load, saving 90% of energy
- On site setting supported, easy for factory testing



Programmable Dry Contacts

Programmable dry contacts are available in all RM and HT33 series UPS. Customers can easily expand or modify the definition of each port.

- Abundant options with three inputs and four outputs, all programmable
- Easy setting, just pull the drop-down menu and set
- Compatible with all the RM and HT33



Specification

MODEL	RM600/30X	RM300/30X	RM180/30X	RM500/25X	RM250/25X	RM150/25X
System Capacity	600kVA	300kVA	180kVA	500kVA	250kVA	150kVA
Power Module Capacity	30kVA/30kW	Optional	Optional	25kVA/25kW	Optional	Optional
Dual Input Phase	3 Phase+Neutral+Ground, 380V/400V/415V (line-line)					
Input Voltage Range	228V~304Vac (line-line), load decreases linearly according to the min phase voltage					
Rate Frequency	50/60Hz					
Input Frequency Range	40Hz ~ 70Hz					
Input PF	>0.99					
Input THDI	<3% (100% Linear load)					
Rate Voltage	380/400/415Vac (line-line)					
Rate Frequency	50/60Hz					
Input Voltage Range	Settable, -40% ~ +25%					
Bypass Frequency Range	Settable, ±1Hz, ±3Hz, ±5Hz					
Bypass Overload	110% long term operation; 125% for 5 mins ;150% for 1 min					
Rate Voltage	380/400/415Vac (line-line)					
Voltage Regulation	1% for balance load; 1.5% for unbalance load					
Rate Frequency	50/60Hz					
Frequency Precision	0.1%					
Output PF	1					
Output THDu	<1% , Linear load; <5.5%, Non-linear load					
Crest Factor	3:1					
Inverter Overload	110% for 1 hour; 125% for 10 mins ;150% for 1 min; > 150% for 200 ms					
Voltage	±240Vdc					
Battery Number	40pcs (Settable: even number from 32 to 44)					
Voltage Precision	±1%					
Charge Power	up to 20% * Output active power					
Battery Cold Start	Standard					
Efficiency	AC Mode 95.0%					
	ECO Mode 99.0%					
	Battery Mode 95.0%					
Display	10.4" color touch screen LCD + LED + keyboard					
IP Class	IP 20					
Interface	RS232,RS485, Programmable Dry Contact, USB					
Option	SNMP Card, Parallel kit, SPD, LBS, Dust filter, Expansion dry contact card					
Temperature	Operation: 0 ~ 40 °C Storage: -40 ~ 70 °C					
Relative Humidity	0 ~ 95% Non-condensing					
Altitude	<1000m. Within 1000m to 2000m, 1% power derating for every 100m rise					
Noise (1 meter)	72dB@100%load 65dB@100%load 65dB@45%load 62dB@45%load					
Applicable Standards	Safety: IEC/EN 62040-1 EMC: IEC/EN 62040-2 Performance: IEC/EN 62040-3					
Weight (kg)	Cabinet 660 Power module 242	Cabinet 178 Power module 32.3	Cabinet 242 Power module 32.3	Cabinet 660 Power module 242	Cabinet 178 Power module 32.3	Cabinet 178 Power module 32.3
Dimension W*D*H(mm)	2000*1050*2000 600*1100*2000	600*1100*2000 600*1100*2000	600*1100*2000 600*1100*2000	2000*1050*2000 600*1100*2000	600*1100*2000 600*1100*2000	600*1100*2000 600*1100*2000
				460*790*134		